

12 Parkside - Asking Price £385,000

Beck Row Bury St. Edmunds IP28 8BJ



"Consistently providing outstanding service to our clients"

Asking Price £385,000

The Property

Set on a generous plot with an impressive garden backing onto Beck Row Nature Reserve, this detached home offers a rare opportunity to enjoy both space and potential in a peaceful setting. With so much outdoor room, you could look to extend (subject to planning) or simply enjoy the garden as it is – perfect for families, keen gardeners, or anyone who loves entertaining outdoors.

Inside, the property is ready to move straight into and make your own. The accommodation includes a welcoming lounge, a kitchen/diner, and a downstairs W/C. Upstairs you'll find three double bedrooms and a family bathroom, providing plenty of space for modern living.

Outside, the property continues to impress. The vast garden offers endless possibilities, while a lean-to covered outdoor area, garage, and off-road parking add to the practicality of the home. With the tranquillity of the nature reserve just beyond your boundary, it's a wonderful blend of village life and open green space.

This is a fantastic chance to secure a home with huge potential in a sought-after location – whether you're looking to create your dream house, enjoy the garden as it stands, or both.

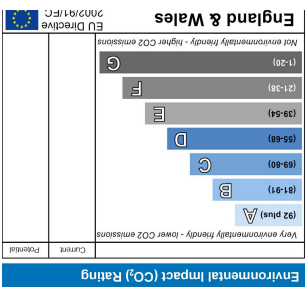
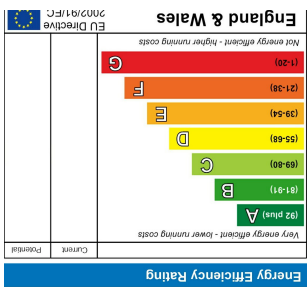
Features

- DETACHED HOUSE
- SUBSTANTIAL PLOT
- PLENTY OF ROOM TO EXTEND (STPP)
- THREE DOUBLE BEDROOMS
- KITCHEN DINER
- GARAGE AND PRIVATE DRIVEWAY
- BACKING ONTO NATURE RESERVE
- AMAZING FAMILY HOME
- LIGHT AND AIRY LIVING ROOM
- CALL SHIRES TO VIEW





These sales particulars have been produced as a general guide only and we would draw to your attention that we have not carried out a detailed Survey of the property nor have we tested services, appliances or specific fittings. Whilst measurements and statements given within the details are provided in good faith, their accuracy should not be relied upon. If there are any points about which you may be uncertain or would like further clarification, we would suggest that you telephone this office and speak to our staff who will endeavour to assist you.

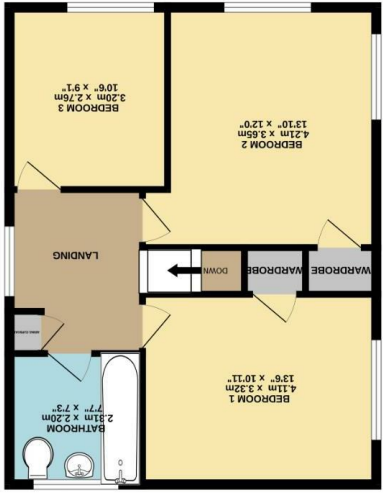


These energy ratings have been made to ensure the accuracy of the reported, calculated, and measurements of doors, windows, floors and any other items and appliances and on completion is taken for any error, omission or mis-statement. This plan is for informational purposes only and should be used as a guide by any prospective purchaser. The meters, systems and appliances shown have not been tested and no guarantee as to their operability or efficiency can be given.

Made with Mapbox ©2023



GROUND FLOOR: 54.1 sq.m. (582 sq.ft.) approx.



1ST FLOOR: 54.0 sq.m. (582 sq.ft.) approx.



Shires Residential
 4 New Street, Mildenhall, Suffolk, IP28 7EN
 T: 01638 712132
 E: mildenhall@shiresstatagents.co.uk
 www.shiresresidential.com